

CANVASS OF CONSTITUTIONAL AMENDMENT ELECTION


I, **DEAN FOWLER**, County Judge of Upshur County, Texas, met with the Commissioner's Court of Upshur County, sitting as the canvassing board of the **NOVEMBER 7th 2017 CONSTITUTIONAL AMENDMENT ELECTION** on November 15, 2017 to canvass the election returns.

I certify that the figures on the tally sheets correspond with the figures on the returns.

Witness my hand this 15 day of NOVEMBER, 2017.



(Presiding Officer of Canvassing Authority)

FILED
TERRI ROSS
COUNTY CLERK
2017 NOV 15 AM 9:33
UPSHUR COUNTY, TX.
BY 
DEPUTY

SUMMARY OF PRECINCT RETURNS

I, the undersigned, the presiding officer of the canvassing authority for the Constitutional Amendment Election, held on the 7th day of November, 2017, Upshur County, Texas do hereby certify that the following is a total of all votes received by each measure as shown by the precinct returns. I further certify that the following vote totals include early voting votes by precinct received under Section 87.1231 of the Texas Election Code.

State of Texas Proposition 1	
For	662
Against	126
State of Texas Proposition 2	
For	574
Against	209
State of Texas Proposition 3	
For	642
Against	140
State of Texas Proposition 4	
For	550
Against	223
State of Texas Proposition 5	
For	458
Against	321
State of Texas Proposition 6	
For	621
Against	163
State of Texas Proposition 7	
For	448
Against	329

DATED, this 15 day of NOVEMBER, 2017.



Presiding Officer

November 7, 2017 Constitutional Amendment Canvass — Total Voters — Official

UPSHUR COUNTY, TEXAS — CONSTITUTIONAL AMENDMENT ELECTION AND SPECIAL ELECTION — Nov

Total Number of Voters : 1,486 of 27,011 = 5.50%

Precincts Reporting 30 of 30 = 100.00%

Number of District Voters: 794 of 21,836 = 3.64%

District Precincts Reporting 20 of 20 = 100.00%

STATE OF TEXAS PROPOSITION 1

Precinct	Early Ballots Cast	Election Ballots Cast	Total Ballots Cast	Registered Voters	Percent Turnout	For	Against	Totals
1 County	19	39	58	1660	3.49%	48	9	57
2 County	13	63	76	2890	2.63%	65	8	73
3 County	18	37	55	1513	3.64%	52	3	55
4 County	0	0	0	16	00.00%	0	0	0
5 County	6	21	27	722	3.74%	23	4	27
7 County	26	46	72	2048	3.52%	59	13	72
8 County	9	31	40	971	4.12%	33	6	39
9 County	7	66	73	1961	3.72%	59	14	73
10 County	37	69	106	2272	4.67%	87	18	105
11 County	4	14	18	669	2.69%	13	5	18
12 County	31	31	62	850	7.29%	51	11	62
13 County	11	31	42	941	4.46%	31	11	42
14 County	1	9	10	381	2.62%	9	1	10
15 County	1	1	2	169	1.18%	2	0	2
16 County	6	33	39	1683	2.32%	33	6	39
17 County	31	57	88	2295	3.83%	75	13	88
18 County	9	10	19	695	2.73%	18	1	19
19 County	0	0	0	6	00.00%	0	0	0
20 County	4	3	7	94	7.45%	4	3	7
21 County	0	0	0	0	00.00%	0	0	0
Totals	233	561	794	21836		662	126	788

I, Lory Harle, Elections Administrator, do hereby certify that the returns as shown on the official canvass report are true and correct.



Lory Harle

Lory Harle

11/15/2017

Date

November 7, 2017 Constitutional Amendment Canvass — Total Voters — Official

UPSHUR COUNTY, TEXAS — CONSTITUTIONAL AMENDMENT ELECTION AND SPECIAL ELECTION — Nove

Total Number of Voters : 1,486 of 27,011 = 5.50%

Precincts Reporting 30 of 30 = 100.00%


Number of District Voters: 794 of 21,836 = 3.64%

District Precincts Reporting 20 of 20 = 100.00%

STATE OF TEXAS PROPOSITION 2

Precinct	Early Ballots Cast	Election Ballots Cast	Total Ballots Cast	Registered Voters	Percent Turnout	For	Against	Totals
1 County	19	39	58	1660	3.49%	40	18	58
2 County	13	63	76	2890	2.63%	52	22	74
3 County	18	37	55	1513	3.64%	44	11	55
4 County	0	0	0	16	00.00%	0	0	0
5 County	6	21	27	722	3.74%	22	4	26
7 County	26	46	72	2048	3.52%	45	27	72
8 County	9	31	40	971	4.12%	31	8	39
9 County	7	66	73	1961	3.72%	46	25	71
10 County	37	69	106	2272	4.67%	82	22	104
11 County	4	14	18	669	2.69%	13	5	18
12 County	31	31	62	850	7.29%	45	16	61
13 County	11	31	42	941	4.46%	31	11	42
14 County	1	9	10	381	2.62%	8	2	10
15 County	1	1	2	169	1.18%	1	0	1
16 County	6	33	39	1683	2.32%	25	14	39
17 County	31	57	88	2295	3.83%	68	19	87
18 County	9	10	19	695	2.73%	18	1	19
19 County	0	0	0	6	00.00%	0	0	0
20 County	4	3	7	94	7.45%	3	4	7
21 County	0	0	0	0	00.00%	0	0	0
Totals	233	561	794	21836		574	209	783

I, Lory Harle, Elections Administrator, do hereby certify that the returns as shown on the official canvass report are true and correct.



Lory Harle

Lory Harle

11/15/2017

Date

November 7, 2017 Constitutional Amendment Canvass — Total Voters — Official

UPSHUR COUNTY, TEXAS — CONSTITUTIONAL AMENDMENT ELECTION AND SPECIAL ELECTION — Nove

Total Number of Voters : 1,486 of 27,011 = 5.50%

Precincts Reporting 30 of 30 = 100.00%


Number of District Voters: 794 of 21,836 = 3.64%

District Precincts Reporting 20 of 20 = 100.00%

STATE OF TEXAS PROPOSITION 3

Precinct	Early Ballots Cast	Election Ballots Cast	Total Ballots Cast	Registered Voters	Percent Turnout	For	Against	Totals
1 County	19	39	58	1660	3.49%	46	11	57
2 County	13	63	76	2890	2.63%	62	12	74
3 County	18	37	55	1513	3.64%	50	5	55
4 County	0	0	0	16	00.00%	0	0	0
5 County	6	21	27	722	3.74%	24	2	26
7 County	26	46	72	2048	3.52%	50	22	72
8 County	9	31	40	971	4.12%	32	7	39
9 County	7	66	73	1961	3.72%	57	13	70
10 County	37	69	106	2272	4.67%	84	20	104
11 County	4	14	18	669	2.69%	17	1	18
12 County	31	31	62	850	7.29%	48	14	62
13 County	11	31	42	941	4.46%	31	11	42
14 County	1	9	10	381	2.62%	8	2	10
15 County	1	1	2	169	1.18%	2	0	2
16 County	6	33	39	1683	2.32%	33	5	38
17 County	31	57	88	2295	3.83%	76	12	88
18 County	9	10	19	695	2.73%	17	2	19
19 County	0	0	0	6	00.00%	0	0	0
20 County	4	3	7	94	7.45%	5	1	6
21 County	0	0	0	0	00.00%	0	0	0
Totals	233	561	794	21836		642	140	782

I, Lory Harle, Elections Administrator, do hereby certify that the returns as shown on the official canvass report are true and correct.



Lory Harle

Lory Harle

11/15/2017

Date

November 7, 2017 Constitutional Amendment Canvass — Total Voters — Official

UPSHUR COUNTY, TEXAS — CONSTITUTIONAL AMENDMENT ELECTION AND SPECIAL ELECTION — Nove

Total Number of Voters : 1,486 of 27,011 = 5.50%

Precincts Reporting 30 of 30 = 100.00%

Number of District Voters: 794 of 21,836 = 3.64%

District Precincts Reporting 20 of 20 = 100.00%

STATE OF TEXAS PROPOSITION 4

Precinct	Early Ballots Cast	Election Ballots Cast	Total Ballots Cast	Registered Voters	Percent Turnout	For	Against	Totals
1 County	19	39	58	1660	3.49%	39	15	54
2 County	13	63	76	2890	2.63%	52	21	73
3 County	18	37	55	1513	3.64%	47	8	55
4 County	0	0	0	16	00.00%	0	0	0
5 County	6	21	27	722	3.74%	19	7	26
7 County	26	46	72	2048	3.52%	46	24	70
8 County	9	31	40	971	4.12%	32	7	39
9 County	7	66	73	1961	3.72%	44	26	70
10 County	37	69	106	2272	4.67%	81	22	103
11 County	4	14	18	669	2.69%	11	7	18
12 County	31	31	62	850	7.29%	45	17	62
13 County	11	31	42	941	4.46%	27	15	42
14 County	1	9	10	381	2.62%	6	4	10
15 County	1	1	2	169	1.18%	1	0	1
16 County	6	33	39	1683	2.32%	24	14	38
17 County	31	57	88	2295	3.83%	59	27	86
18 County	9	10	19	695	2.73%	14	5	19
19 County	0	0	0	6	00.00%	0	0	0
20 County	4	3	7	94	7.45%	3	4	7
21 County	0	0	0	0	00.00%	0	0	0
Totals	233	561	794	21836		550	223	773

I, Lory Harle, Elections Administrator, do hereby certify that the returns as shown on the official canvass report are true and correct.



Lory Harle
Lory Harle

11/15/2017
Date

November 7, 2017 Constitutional Amendment Canvass — Total Voters — Official

UPSHUR COUNTY, TEXAS — CONSTITUTIONAL AMENDMENT ELECTION AND SPECIAL ELECTION — Nov

Total Number of Voters : 1,486 of 27,011 = 5.50%

Precincts Reporting 30 of 30 = 100.00%


Number of District Voters: 794 of 21,836 = 3.64%

District Precincts Reporting 20 of 20 = 100.00%

STATE OF TEXAS PROPOSITION 5

Precinct	Early Ballots Cast	Election Ballots Cast	Total Ballots Cast	Registered Voters	Percent Turnout	For	Against	Totals
1 County	19	39	58	1660	3.49%	31	26	57
2 County	13	63	76	2890	2.63%	44	29	73
3 County	18	37	55	1513	3.64%	38	17	55
4 County	0	0	0	16	00.00%	0	0	0
5 County	6	21	27	722	3.74%	16	10	26
7 County	26	46	72	2048	3.52%	44	25	69
8 County	9	31	40	971	4.12%	22	17	39
9 County	7	66	73	1961	3.72%	40	33	73
10 County	37	69	106	2272	4.67%	56	49	105
11 County	4	14	18	669	2.69%	10	8	18
12 County	31	31	62	850	7.29%	34	28	62
13 County	11	31	42	941	4.46%	22	20	42
14 County	1	9	10	381	2.62%	8	2	10
15 County	1	1	2	169	1.18%	1	0	1
16 County	6	33	39	1683	2.32%	22	16	38
17 County	31	57	88	2295	3.83%	53	32	85
18 County	9	10	19	695	2.73%	15	4	19
19 County	0	0	0	6	00.00%	0	0	0
20 County	4	3	7	94	7.45%	2	5	7
21 County	0	0	0	0	00.00%	0	0	0
Totals	233	561	794	21836		458	321	779

I, Lory Harle, Elections Administrator, do hereby certify that the returns as shown on the official canvass report are true and correct.



Lory Harle
Lory Harle

11/15/2017
Date

November 7, 2017 Constitutional Amendment Canvass — Total Voters — Official

UPSHUR COUNTY, TEXAS — CONSTITUTIONAL AMENDMENT ELECTION AND SPECIAL ELECTION — Nove

Total Number of Voters: 1,486 of 27,011 = 5.50%

Precincts Reporting 30 of 30 = 100.00%

Number of District Voters: 794 of 21,836 = 3.64%

District Precincts Reporting 20 of 20 = 100.00%

STATE OF TEXAS PROPOSITION 6

Precinct	Early Ballots Cast	Election Ballots Cast	Total Ballots Cast	Registered Voters	Percent Turnout	For	Against	Totals
1 County	19	39	58	1660	3.49%	44	13	57
2 County	13	63	76	2890	2.63%	65	9	74
3 County	18	37	55	1513	3.64%	49	6	55
4 County	0	0	0	16	00.00%	0	0	0
5 County	6	21	27	722	3.74%	24	2	26
7 County	26	46	72	2048	3.52%	53	17	70
8 County	9	31	40	971	4.12%	24	15	39
9 County	7	66	73	1961	3.72%	53	20	73
10 County	37	69	106	2272	4.67%	87	17	104
11 County	4	14	18	669	2.69%	11	7	18
12 County	31	31	62	850	7.29%	47	15	62
13 County	11	31	42	941	4.46%	27	15	42
14 County	1	9	10	381	2.62%	8	2	10
15 County	1	1	2	169	1.18%	2	0	2
16 County	6	33	39	1683	2.32%	31	8	39
17 County	31	57	88	2295	3.83%	75	12	87
18 County	9	10	19	695	2.73%	17	2	19
19 County	0	0	0	6	00.00%	0	0	0
20 County	4	3	7	94	7.45%	4	3	7
21 County	0	0	0	0	00.00%	0	0	0
Totals	233	561	794	21836		621	163	784

I, Lory Harle, Elections Administrator, do hereby certify that the returns as shown on the official canvass report are true and correct.



Lory Harle

Lory Harle

11/15/2017

Date

November 7, 2017 Constitutional Amendment Canvass — Total Voters — Official

UPSHUR COUNTY, TEXAS — CONSTITUTIONAL AMENDMENT ELECTION AND SPECIAL ELECTION — Nove

Total Number of Voters : 1,486 of 27,011 = 5.50%

Precincts Reporting 30 of 30 = 100.00%

Number of District Voters: 794 of 21,836 = 3.64%


District Precincts Reporting 20 of 20 = 100.00%

STATE OF TEXAS PROPOSITION 7

Precinct	Early Ballots Cast	Election Ballots Cast	Total Ballots Cast	Registered Voters	Percent Turnout	For	Against	Totals
1 County	19	39	58	1660	3.49%	27	29	56
2 County	13	63	76	2890	2.63%	46	28	74
3 County	18	37	55	1513	3.64%	44	11	55
4 County	0	0	0	16	00.00%	0	0	0
5 County	6	21	27	722	3.74%	17	9	26
7 County	26	46	72	2048	3.52%	33	37	70
8 County	9	31	40	971	4.12%	22	18	40
9 County	7	66	73	1961	3.72%	37	34	71
10 County	37	69	106	2272	4.67%	56	48	104
11 County	4	14	18	669	2.69%	11	7	18
12 County	31	31	62	850	7.29%	32	29	61
13 County	11	31	42	941	4.46%	17	25	42
14 County	1	9	10	381	2.62%	6	4	10
15 County	1	1	2	169	1.18%	1	0	1
16 County	6	33	39	1683	2.32%	25	13	38
17 County	31	57	88	2295	3.83%	56	29	85
18 County	9	10	19	695	2.73%	14	5	19
19 County	0	0	0	6	00.00%	0	0	0
20 County	4	3	7	94	7.45%	4	3	7
21 County	0	0	0	0	00.00%	0	0	0
Totals	233	561	794	21836		448	329	777

I, Lory Harle, Elections Administrator, do hereby certify that the returns as shown on the official canvass report are true and correct.

DEPUTY
BY
UPSHUR COUNTY, TX.
2017 NOV 15 AM 9:33
FILED
TERRI ROSS
COUNTY CLERK



Lory Harle
Lory Harle

11/15/2017
Date